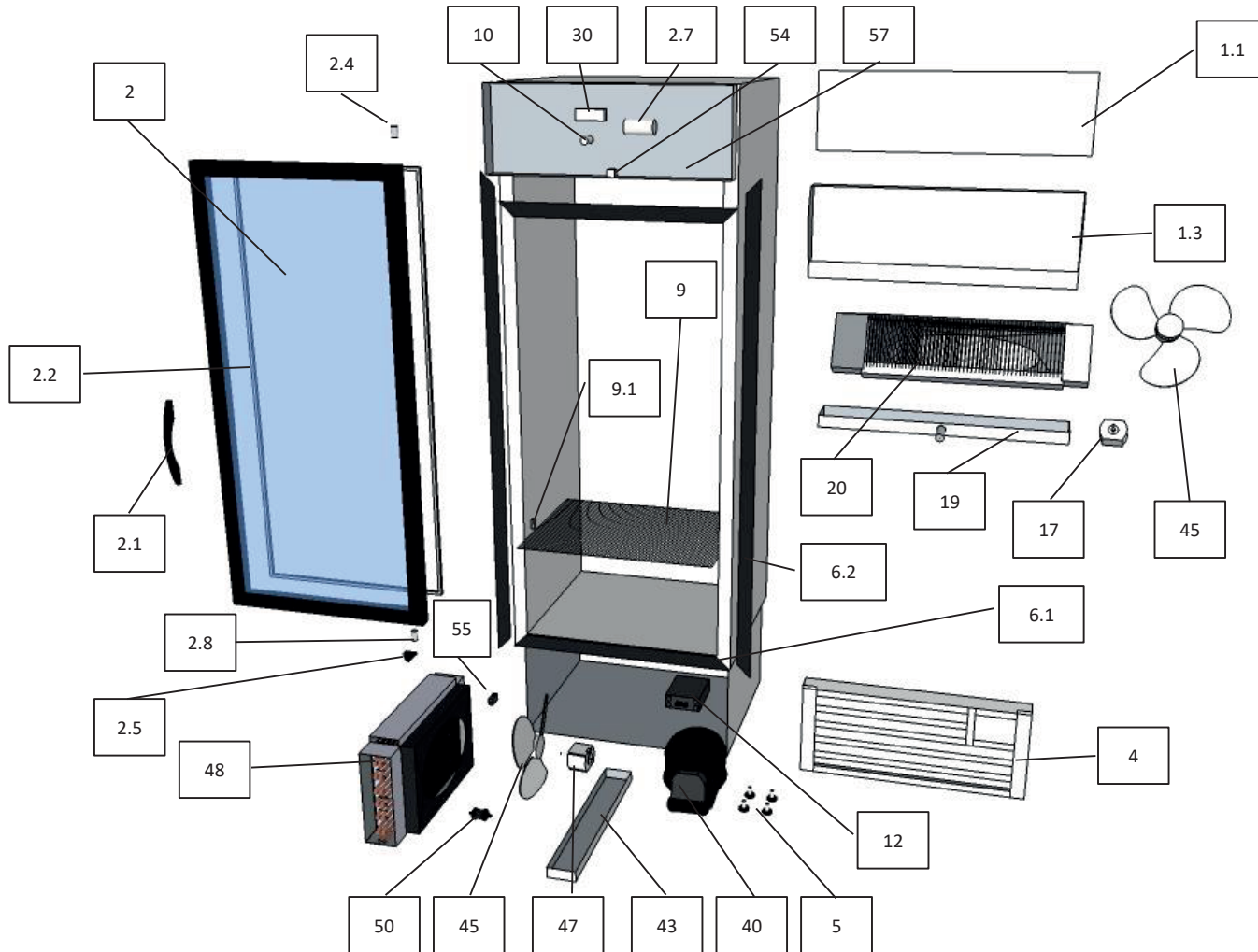




HD690F



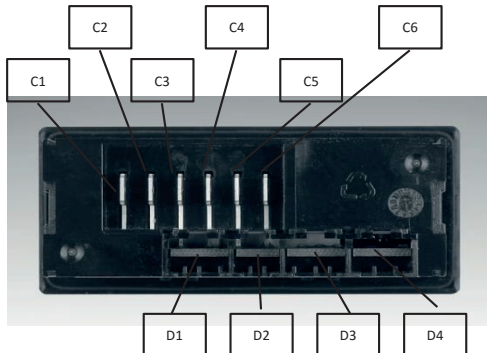


690 Freezer



Figure Ref	Description	Part Number			Comments
		690F	690FG/S	SHD	
1.1	Header Panel Insert	P15310	P15310	N/A	
1.3	Header Panel Frame	B15315	G15315	P15325	
2	Door	303150	303151	P15605 P21600	
2.1	Door Handle	B15339	G15339	G15339	
2.2	Door Gasket	312151	312151	312151	
2.4	Upper Hinge Pin	351042	351042	351042	
2.5	Hinge Plate Bottom	B15343	B15343	B15343	Ask about spacers when ordering
2.8	Lower Hinge Pin (Slotted)	351041	351041	351041	
	Door Torsion Bar	351025	351025	351025	Not Shown in Diagram
4	Grill/Kick Plate	B15290	G15290	G15290	
5	Adjustable feet	810000	810000	810000	
6	C Breaker Strips	243028	243128	243128	
	Door Magnet Profile	351080	351080	351080	Not Shown in Diagram
9	Shelf	W21000	W21000	W21000	
9.1	Shelf Hooks (Galv)	251020	251020	251020	
10	Florescent Starter	663010	663010	663010	
	Starter Holder	663510	663510	663510	Not Shown in Diagram
17	Fan Motor (Evap & Cond)	421016	421016	421016	
19	Gutter	B15305	B15305	B15305	
20	Evaporator	443150	443150	443150	
	Fan Deck	P15230	P15230	P15230	Not Shown in Diagram
	Air Deflector	P15010	P15010	P15010	Not Shown in Diagram
30	Fluorescent Ballast (40W)	662040	662040	662040	
40	Compressor	400326	400326	400326	
43	Drip Tray	B15180	B15180	B15180	
45	Fan Blade (Evap & Cond)	424258	424258	424258	
	Fan Bracket (Evap & Cond)	P12225	P12225	P12225	Not Shown in Diagram
48	Condenser	452170	452170	452170	
54	Danfoss Controller (only)	621030	621030	621030	More Controller detail below
54.1	Door Sensor Switch	680210	680210	680210	
57	Top Extension	B15345	G15345	G15345	

Danfoss Controller



Input/Output	C1	C2	C3	C4	C5	C6
Connect to	Comp	Live	Neutral	Solenoid Valve	Evap Fan	Lights

Other Spares for Controller	Item Code
DANFOSS SENSOR CABINET	621031
DANFOSS SENSOR CONDENSOR	621032
DANFOSS CABLE DOOR	621033
DANFOSS SENSOR EVAPORATOR	621035
HOLDING CLAMPS	621034

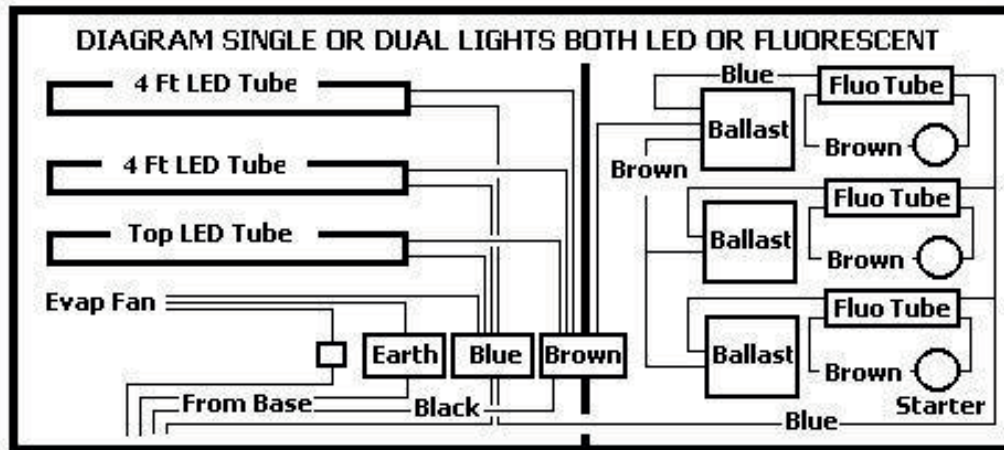
Input/Output	D1	D2	D3	D4
Connection	Cabinet Air Temp Probe	Condenser probe	Evaporator Probe	Door switch



690 Freezer



Lighting wiring information



Unit Lighting

Item	Description	Part Number	
		690	SHD
Interior Light(S)	4ft SLED TUBE 26 EndCon PureW 5500K (220V)	660040	
Header Light	2ft FLUORESCENT TUBE 26 18W 600	660020	

Copper Piping

The Following Table list the diameter and details of the copper piping used in the refrigeration system of the unit

Description	Part Number
COPPER TUBE – 12.7mm – 1/2"	460046
COPPER TUBE – 6.35mm – 1/4"	461816
COPPER TUBE – 7.94mm – 5/16"	461416
CAPILARY TUBE 050 2.54/1.27	461516

General

This document and the information given is designed to assist you in ensuring you order the correct part for your STAYCOLD. It is important to remember that due to our constant strive to bring the best technology to our customers some items may be replaced without warning. If you are in any doubt about a specific part please contact STAYCOLD having the **Serial Number** of your unit to hand and we will endeavour to assist in acquiring the correct part