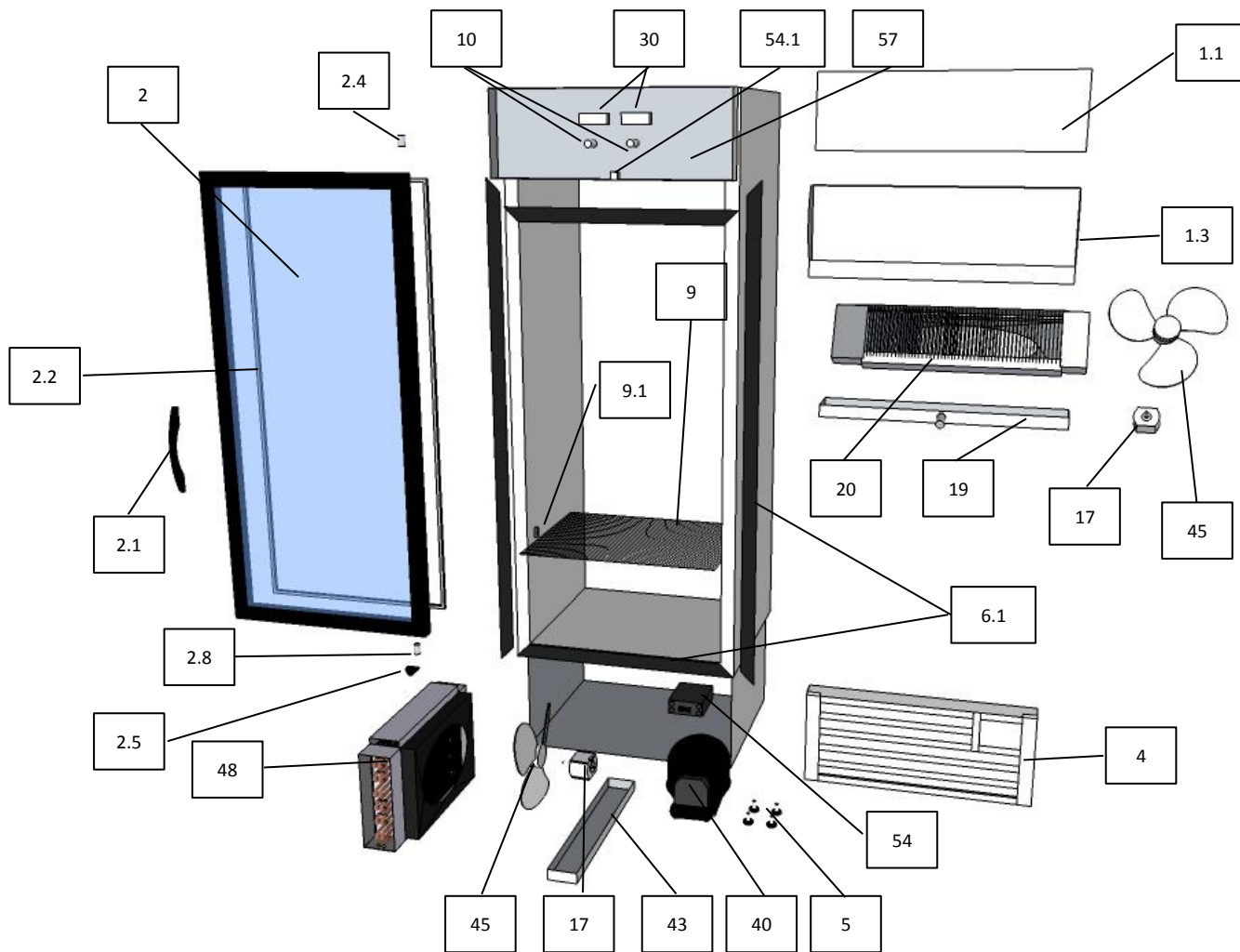




HD690



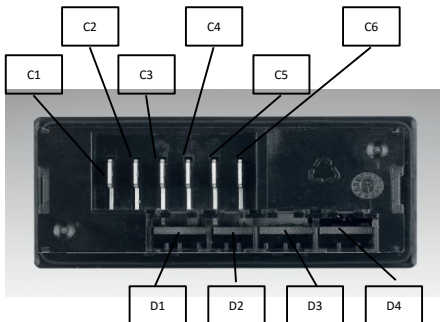


690 Cooler



Figure Ref	Description	Part Number		Comments
		HD690	HD690G/S	
1.1	Header Panel Insert	P15310	P15310	
1.3	Header Panel Frame	B15315	G15315	
2	Door	302150	302151	
2.1	Door Handle	B15339	G15339	
2.2	Door Gasket	312151	312151	
2.4	Upper Hinge Pin	351040	351040	
2.5	Hinge Plate Bottom	B15343	B15343	Ask about spacers when ordering
2.8	Lower Hinge Pin (Slotted)	351041	351041	
	Door Torsion Bar	351025	351025	Not Shown in Diagram
4	Grill/Kick Plate	B15290	G15290	
5	Adjustable feet	810000	810000	
6	C Breaker Strips	243028	243128	
	Door Magnet Profile	351080	351080	Not Shown in Diagram
9	Shelf	W15000	W15000	
9.1	Shelf Hooks (Polycarb)	251010	251010	
10	Florescent Starter	663010	663010	
	Starter Holder	663510	663510	Not Shown in Diagram
17	Fan Motor (Evap &Cond)	421016	421016	
19	Gutter	B15305	B15305	
20	Evaporator	442150	442150	
	Fan Deck	P15230	P15230	Not Shown in Diagram
	Air Deflector	P15010	P15010	Not Shown in Diagram
30	Fluorescent Ballast (40W)	662040	662040	
40	Compressor	400009	400009	
43	Drip Tray	B15180	B15180	
45	Fan Blade (Evap & Cond)	424258	424258	
	Fan Bracket (Evap & Cond)	P12225	P12225	Not Shown in Diagram
48	Condenser	452160	452160	
54	Danfoss Controller (only)	621030	621030	More Controller detail below
54.1	Door Sensor Switch	680210	680210	
57	Top Extension	B15345	G15345	

Danfoss Controller



Input/Output	C1	C2	C3	C4	C5	C6
Connect to	Comp	Live	Neutral	Not Used	Evap Fan	Lights

Other Spares for Controller	Item Code
DANFOSS SENSOR CABINET	621031
DANFOSS SENSOR CONDENSOR	621032
DANFOSS CABLE DOOR	621033
HOLDING CLAMPS	621034

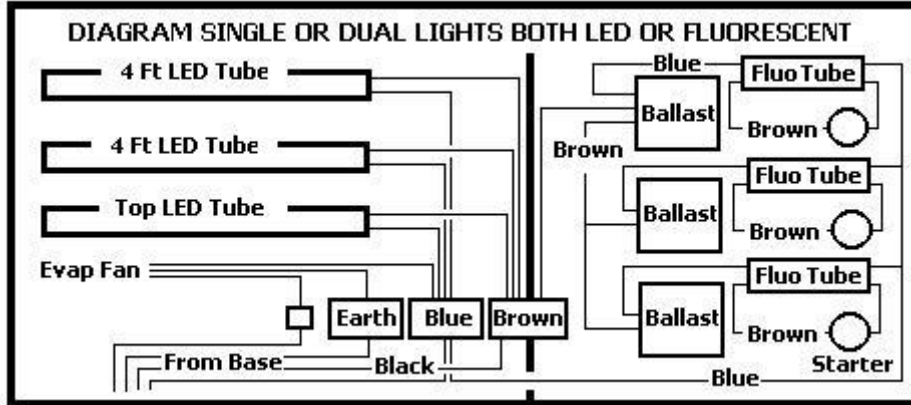
Input/Output	D1	D2	D3	D4
Connection	Cabinet Air Temp Probe	Condenser probe	Not Used	Door switch



690 Cooler



Lighting wiring information



Units with Fluorescent Tube Lighting

Item	Description	Part Number
Interior Light(S)	4ft FLUORESCENT TUBE 26 36W 1200	660040
Header Light	2ft FLUORESCENT TUBE 26 18W 600	660020

Units with LED Lighting

Item	Description	Part Number
Interior Light(S)	4ft SLED TUBE 26 EndCon PureW 5500K (220V)	660040
Header Light	2ft LED TUBE 26 EndCon PureW 5500K (220V)	660020

Copper Piping

The Following Table list the diameter and details of the copper piping used in the refrigeration system of the unit

Description	Part Number
COPPER TUBE – 12.7mm – 1/2"	460046
COPPER TUBE – 6.35mm – 1/4"	461816
COPPER TUBE – 7.94mm – 5/16"	461416
CAPILARY TUBE 050 2.54/1.27	461516

General

This document and the information given is designed to assist you in ensuring you order the correct part for your STAYCOLD. It is important to remember that due to our constant strive to bring the best technology to our customers some items may be replaced without warning. If you are in any doubt about a specific part please contact STAYCOLD having the **Serial Number** of your unit to hand and we will endeavour to assist in acquiring the correct part