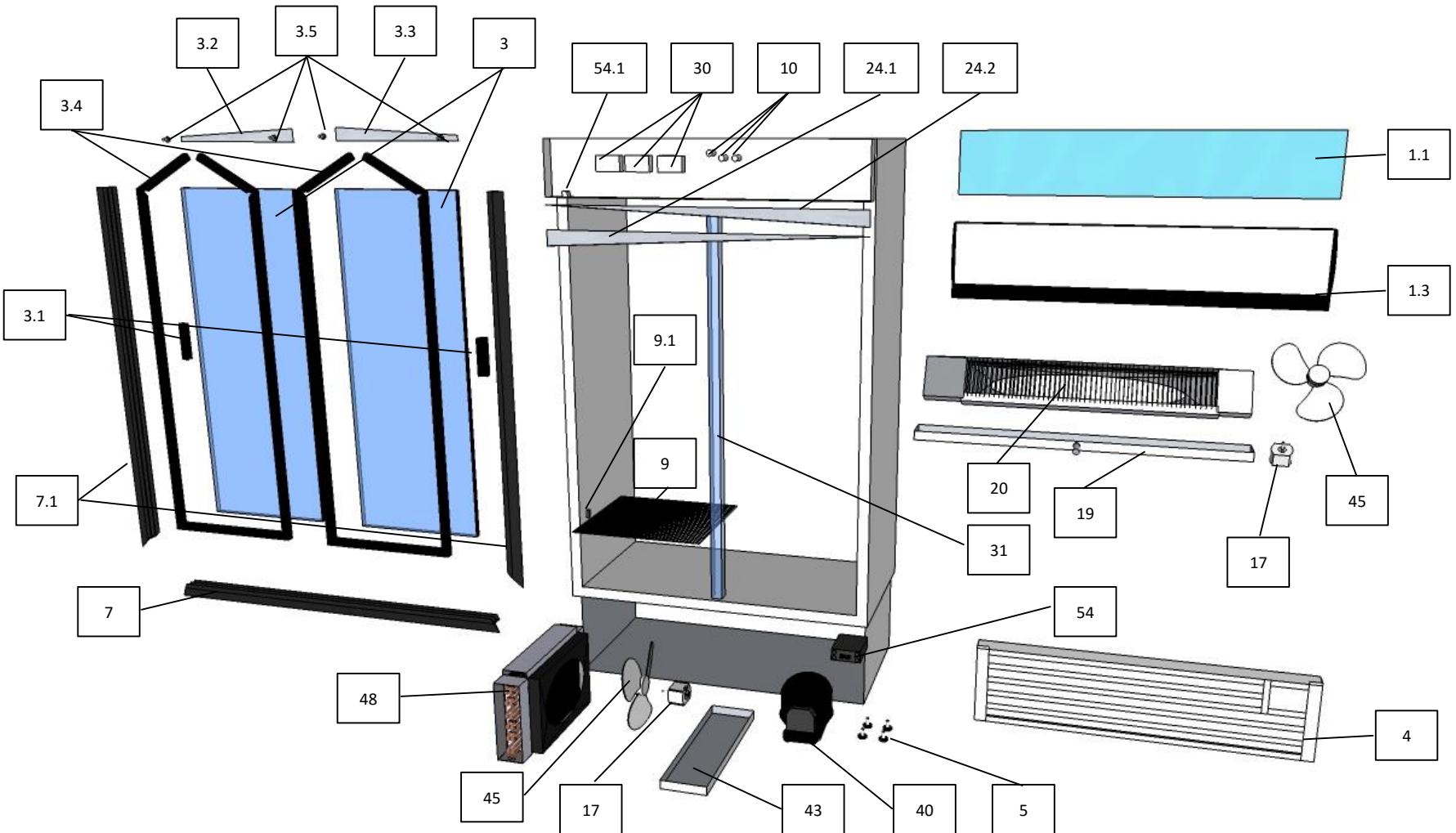




SD Models



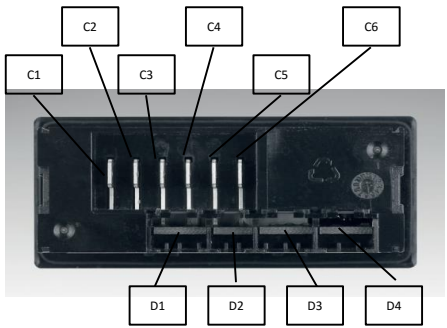


SD Coolers



Fig	Description	Part Number per Model						Comments
		890	890G/S	1140	1140G/S	1360	1360G/S	
1.1	HEADER LIGHT COVER	P12310	P12310	P13310	P13310	P14310	P14310	
1.3	HEADER PANEL	B12315	G12315	B13315	G13315	B14315	G14315	
3	GLASS LOW E	302060	302060	302070	302070	302080	302080	
3.1	DOOR HANDLE - SD	B12145	G12145	B12145	G12145	B12145	G12145	
3.2	DOOR HANGER LEFT	P12150	P12150	P13150	P13150	P14150	P14150	
3.3	DOOR HANGER RIGHT	P12155	P12155	P13155	P13155	P14155	P14155	
3.4	DOOR FRAME	241036	241136	241039	241139	241041	241141	
3.5	DOOR WHEEL SD	350010	350010	350010	350010	350010	350010	
4	GRILL	B12290	G12290	B13290	G13290	B14290	G14290	
5	ADJUSTABLE FEET BLACK	810000	810000	810000	810000	810000	810000	
7	E BREAKER STRIP - BOTTOM	242009	242109	242012	242112	242014	242114	
7.1	E BREAKER STRIP - SIDES	242016	242116	242016	242116	242016	242116	
9	SHELF	W12000	W12000	W13000	W13000	W14000	W14000	
9.1	SHELF HOOKS	251010	251010	251010	251010	251010	251010	
10	FLUORESCENT STARTER	663010	663010	663010	663010	663010	663010	
	STARTER HOLDER	663510	663510	663510	663510	663510	663510	Not Shown in Diagram
12	DANFOSS CONTROLER (Only)	621030	621030	621030	621030	621030	621030	For other linked items see below
17	FAN MOTOR 16W EBM	421016	421016	421016	421016	421016	421016	
19	GUTTER	B12305	G12305	B13305	G13305	B14305	G14305	
20	EVAPORATOR	442160	442160	442170	442170	442180	442180	
	FAN DECK	P12230	P12230	P13230	P13230	P14230	P14230	Not Shown in Diagram
	AIR DEFLECTOR	P12010	P12010	P13010	P13010	P14010	P14010	Not Shown in Diagram
24.1	DOOR RAIL LEFT	P12170	P12170	P13170	P13170	P14170	P14170	
24.2	DOOR RAIL RIGHT	P12175	P12175	P13175	P13175	P14175	P14175	
30	FLUORESCENT BALLAST	662040	662040	662040	662040	662040	662040	
31	LIGHT COVER	P12468	P12468	P12468	P12468	P12468	P12468	
40	COMPRESSOR	400012	400012	400014	400014	400018	400018	Includes all electrical components
43	DRIP TRAY	B12180	G12180	B12180	G12180	B12180	G12180	
45	FAN BLADE (Evap & Cond)	424258	424258	424258	424258	424258	424258	
	FAN BRACKET (Evap & Cond)	P12225	P12225	P12225	P12225	P12225	P12225	Not Shown in Diagram
48	CONDENSER	452160	452160	452170	452170	452180	452180	
54	DOOR SWITCH	680210	680210	680210	680210	680210	680210	

Danfoss Controller



Input/Output	C1	C2	C3	C4	C5	C6
Connect to	Comp	Live	Neutral	Not Used	Evap Fan	Lights

Other Spares for Controller	Item Code
DANFOSS SENSOR CABINET	621031
DANFOSS SENSOR CONDENSOR	621032
DANFOSS CABLE DOOR	621033
HOLDING CLAMPS	621034

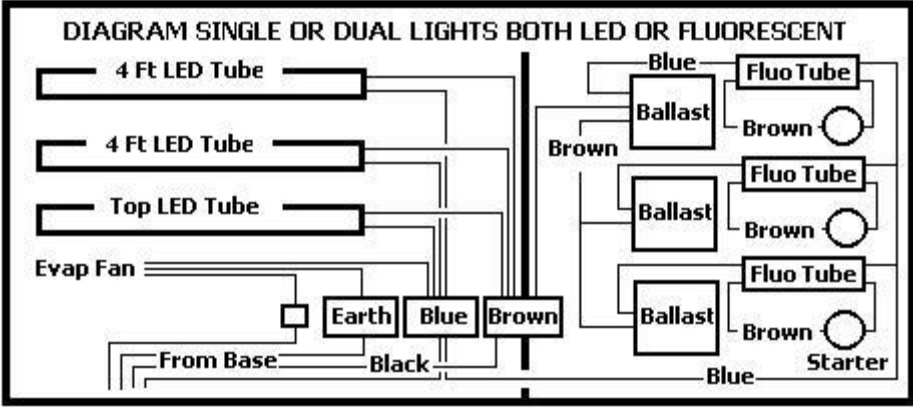
Input/Output	D1	D2	D3	D4
Connection	Cabinet Air Temp Probe	Condenser probe	Not Used	Door switch



SD Coolers



Lighting wiring information



Units with Fluorescent Tube Lighting

Item	Description	Part Number		
		890	1140	1360
Interior Light(S)	4ft FLUORESCENT TUBE 26 36W 1200	660040	660040	660040
Header Light	2/3/4ft FLUORESCENT TUBE	660020	660030	660040

Units with LED Lighting

Item	Description	Part Number		
		890	1140	1360
Interior Light(S)	4ft SLED TUBE 26 EndCon PureW 5500K (220V)	660042	660042	660042
Header Light	2/3/4ft SLED TUBE 26 EndCon PureW 5500K (220V)	660022	660032	660042

Copper Piping

The Following Table list the diameter and details of the copper piping used in the refrigeration system of the unit

Description	Part Number		
	890	1140	1360
COPPER TUBE – 6.35mm – 1/4"	461416	461416	
COPPER TUBE – 7.94mm – 5/16"	461516	461516	461516
COPPER TUBE – 9.53mm – 3/8"			461616
CAPILARY TUBE	460046	460055	460068

General

This document and the information given is designed to assist you in ensuring you order the correct part for your STAYCOLD. It is important to remember that due to our constant strive to bring the best technology to our customers some items may be replaced without warning. If you are in any doubt about a specific part please contact STAYCOLD having the **Serial Number** of your unit to hand and we will endeavour to assist in acquiring the correct part