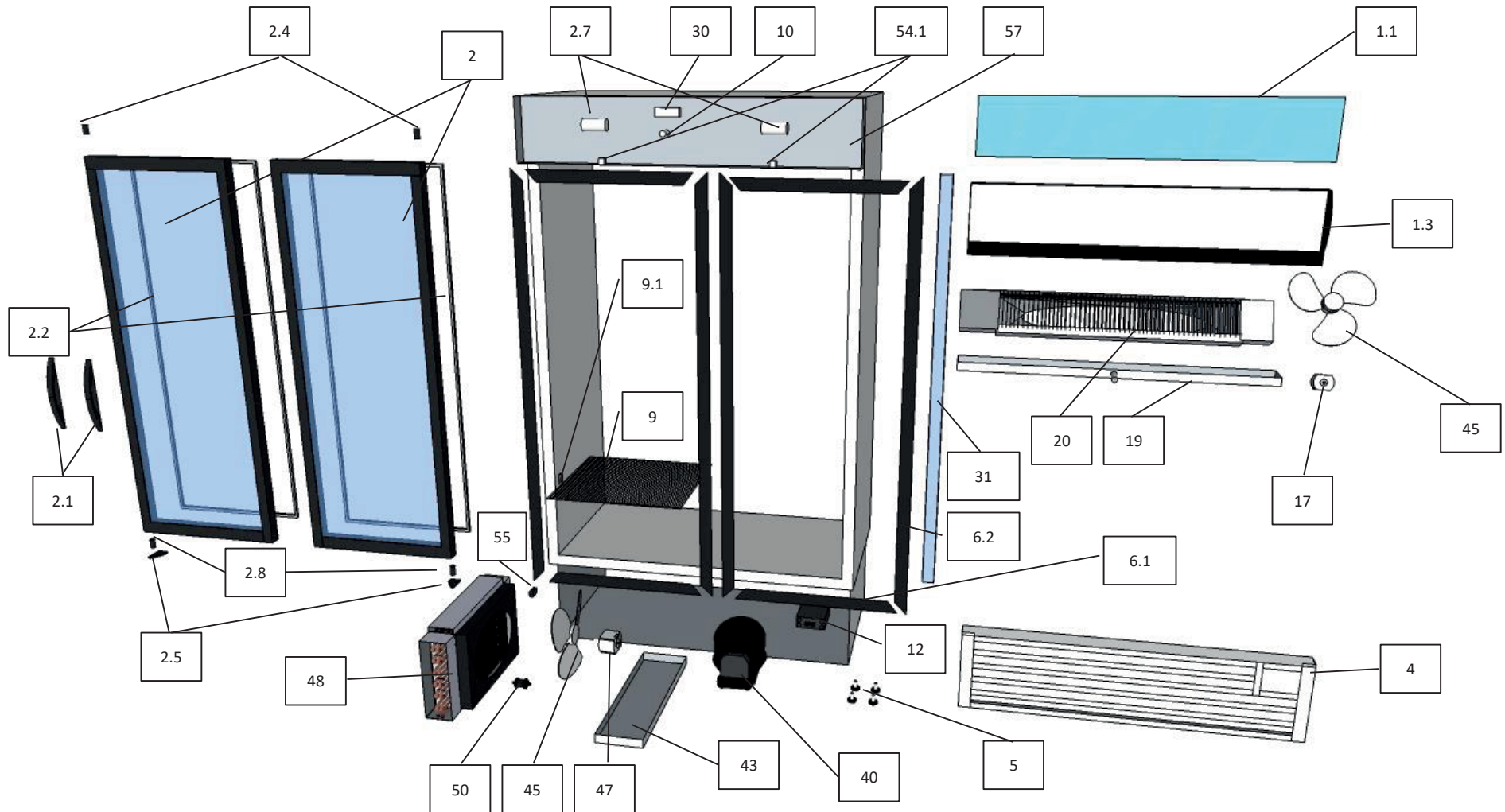




1140 Freezer

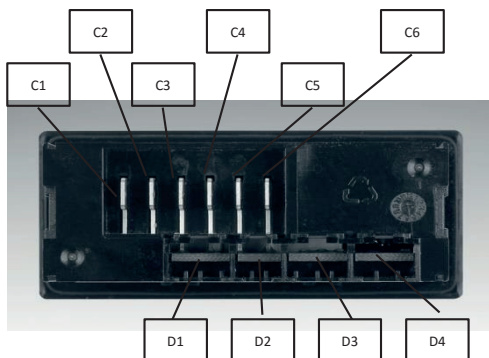




1140 Freezers



Fig	Description	Part Number per Model			Comments
		1140	1140G/S	SHD	
1.1	HEADER LIGHT COVER	P13310	P13310	P13325	
1.3	HEADER PANEL	B13315	G13315	N/A	
2	DOOR	303169/ 70 – L/R	303171/ 72 – L/R	P24600	
2.1	DOOR HANDLE	B15339	G15339	B15339	
2.2	DOOR SEAL GASKET	312171	312171	312151	
2.4	TOP HINGE PIN	351042	351042	351042	
2.5	HINGE PLATE BOTTOM	B15343	G15343	B15343	Ask about Spacers when ordering
2.8	BOTTOM HINGE PIN	351041	351041	351041	
	DOOR TORSION BAR	351025	351025	351025	Not shown in Diagram
4	GRILL	B13290	G13290	B14290	
5	ADJUSTABLE FEET BLACK	810000	810000	810000	
7	E BREAKER STRIP - BOTTOM	242012	242112	242014	
7.1	E BREAKER STRIP - SIDES	242016	242116	242016	
	DOOR MAGNET PROFILE	351080	351080	351080	Not Shown in diagram
9	SHELF	W24000	W24000	W24000	
9.1	SHELF HOOKS	251020	251020	251020	
10	FLUORESCENT STARTER	663010	663010	663010	
	STARTER HOLDER	663510	663510	663510	Not Shown in Diagram
12	DANFOSS CONTROLER (Only)	621030	621030	621030	For other linked items see below
17	FAN MOTOR 16W EBM	421016	421016	421016	
19	GUTTER	B13305	G13305	B14305	
20	EVAPORATOR	443170	443170	443170	
	FAN DECK	P13230	P13230	P14230	Not Shown in Diagram
	AIR DEFLECTOR	P13010	P13010	P14010	Not Shown in Diagram
30	FLUORESCENT BALLAST	662040	662040	662040	
31	LIGHT COVER	P12448	P12448	P12448	
40	COMPRESSOR	400334	400334	400334	Includes all electrical components
43	DRIP TRAY	B12180	G12180	B12180	
45	FAN BLADE (Evap & Cond)	424258	424258	424258	
	FAN BRACKET (Evap & Cond)	P12225	P12225	P12225	Not Shown in Diagram
48	CONDENSER	452180	452180	452180	
54.1	DOOR SWITCH	680210	680210	680210	
57	TOP EXTENSION	B17345	G17345	B18345	



Danfoss Controller

Input/Output	C1	C2	C3	C4	C5	C6
Connect to	Comp	Live	Neutral	Solenoid	Evap Fan	Lights

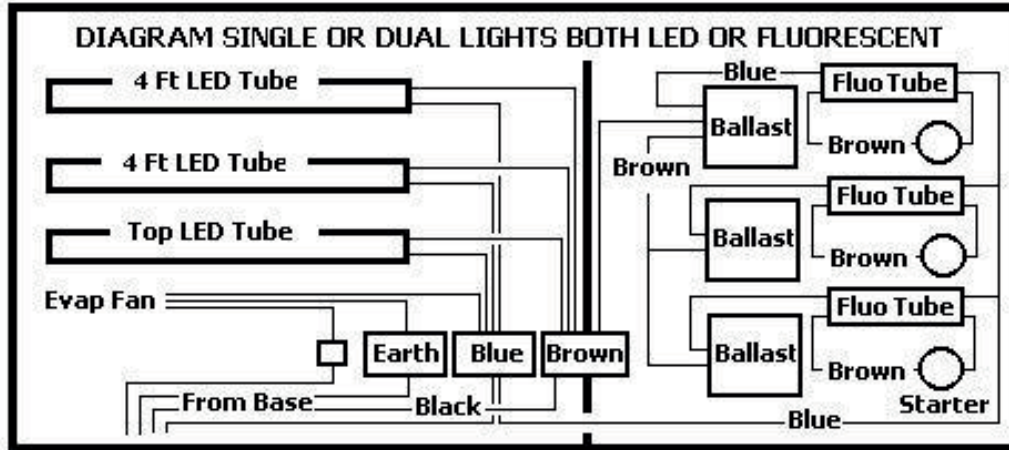
Other Spares for Controller	Item Code
DANFOSS SENSOR CABINET	621031
DANFOSS SENSOR CONDENSOR	621032
DANFOSS CABLE DOOR	621033
DANFOSS SENSOR EXAPORATOR	621035
HOLDING CLAMPS	621034

Input/Output	D1	D2	D3	D4
Connection	Cabinet Air Temp Probe	Condenser probe	Evaporator Probe	Door switch



1140 Freezers

Lighting wiring information



Units Lighting

Item	Description	Part Number	
		1140	SHD
Header Light	3ft FLUORESCENT TUBE	660030	
Interior Light(S)	4ft SLED TUBE 26 EndCon PureW 5500K (220V)	660042	660042

Copper Piping

The Following Table list the diameter and details of the copper piping used in the refrigeration system of the unit

Description	Part Number
	1140
COPPER TUBE – 6.35mm – 1/4"	461416
COPPER TUBE – 7.94mm – 5/16"	461516
COPPER TUBE – 9.53mm – 3/8"	
CAPILARY TUBE	460055

General

This document and the information given is designed to assist you in ensuring you order the correct part for your STAYCOLD. It is important to remember that due to our constant strive to bring the best technology to our customers some items may be replaced without warning. If you are in any doubt about a specific part please contact STAYCOLD having the **Serial Number** of your unit to hand and we will endeavour to assist in acquiring the correct part